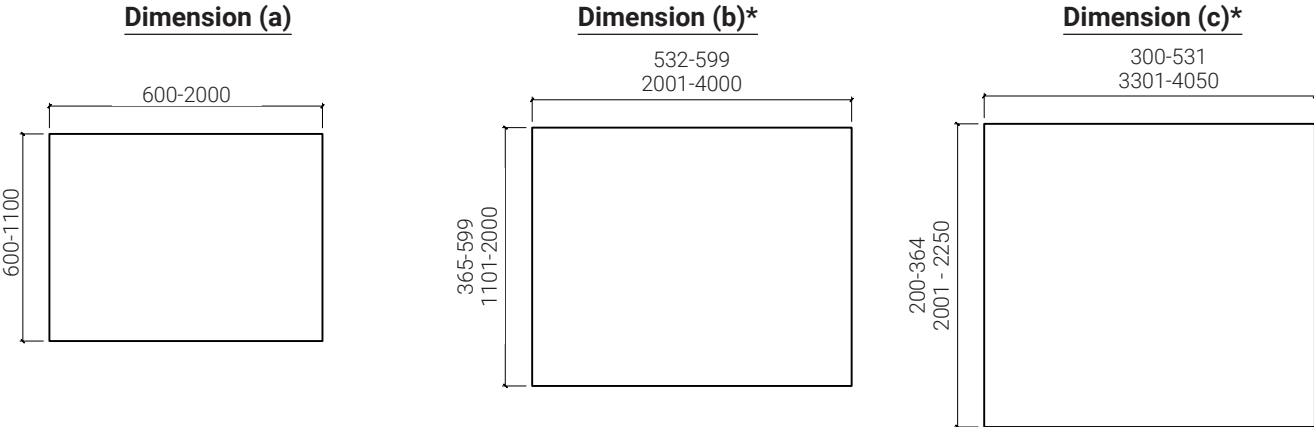


- (a) Highest cost efficiency
- (b) Medium cost efficiency
- (c) Low cost efficiency




*The maximum module dimension depends on the choice of glass and the color (Solarcolor)

**Larger sizes on request

Special module forms (c)

Special module forms have a low cost efficiency and the feasibility must be examined individually.



Note aspect ratio:

The maximum aspect ratio of the module pages is 1:10.

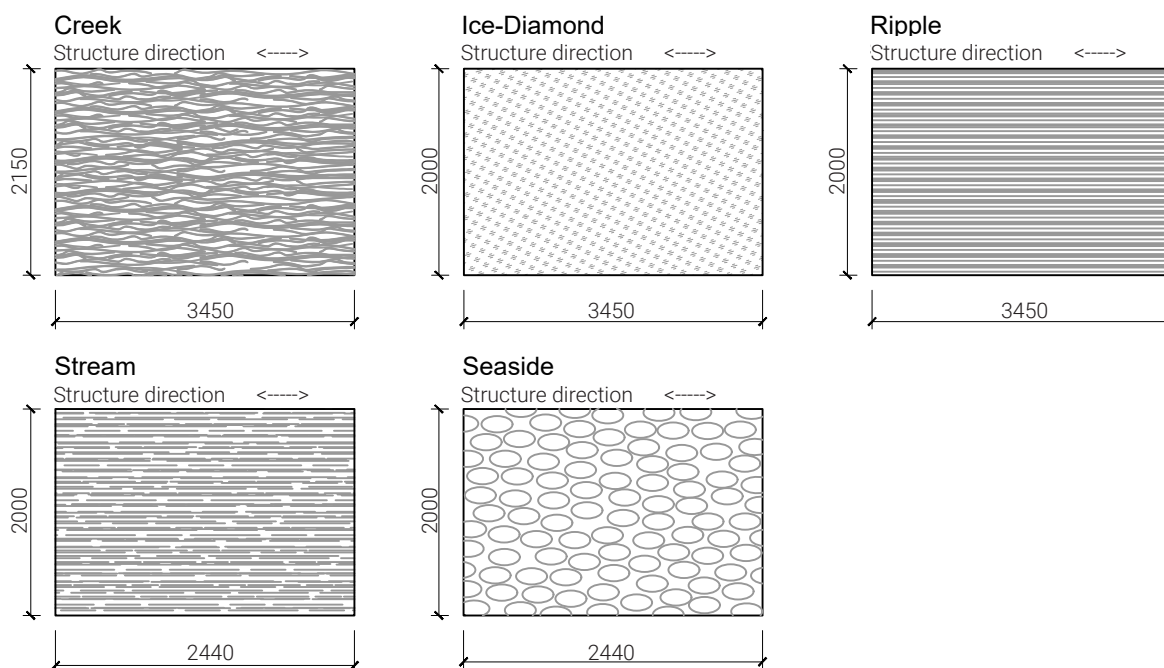
Glass types

V23.08

Glass type	Mass raw glass	max. cut	Thickness (mm)	Structure direction
<u>Megasol glasses (a):</u>				
Mountain Lake (A)	3210x2000mm	3150x1940mm	4 / 6 / 8	No direction
Frost (B)	3210x2000mm	3150x1940mm	4 / 6 / 8	No direction
Fjord (C)	3660x2250mm	3600x2190mm	4 / 6	No direction
Crystal (D)	3660x2250mm	3600x2190mm	4 / 6	No direction
Glacier (E)	3450x2150mm	3390x2090mm	5	No direction
Creek (F)	3450x2150mm	3390x2090mm	5	See detail below
Stream (G)	2440x2000mm	2380x1940mm	5	See detail below
Ice Diamond (K)	2440x2000mm	2380x1940mm	5	See detail below
Ripple (L)	3450x2000mm	3390x1940mm	5	See detail below
Ice Molecule (M)	3450x2000mm	3390x1940mm	8	No direction
Seaside (O)	3450x2000mm	3390x1940mm	5	See detail below

more glasses (c):

Mountain Lake (A)	6000x3210mm	6000x3210mm	4 / 6 / 8 / 10 / 12	No direction
Frost (B)	6000x3210mm	6000x3210mm	4 / 6 / 8 / 10 / 12	No direction



- (a) Highest cost efficiency
- (b) Medium cost efficiency
- (c) Low cost efficiency

Note solar glass:

The solar glass (Fjord C) of standard modules usually have an anti-reflective (AR) coating. Special modules do not have this coating, which is why significant differences in surface perception can occur.

Cell matrix

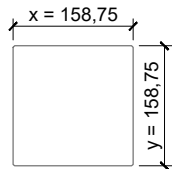
V23.08

Cell types*

Cell type G1

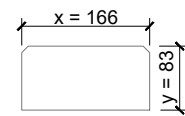
Fullblack (a)

Totallyblack/Solarcolor (b)



Cell type M6 Rearcon HC

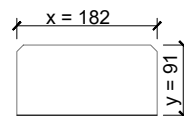
Totallyblack/Solarcolor (a)



Cell type M10 HC

Fullblack (a)

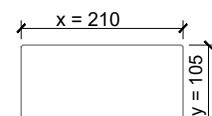
Totallyblack/Solarcolor (b)



Cell type G12 HC

Fullblack (c)

Totallyblack/Solarcolor (c)



Cell string spacing

G1

2mm (a)

3 - 20mm (b)

20 - 26mm (c)

> 26mm (on demand)

M6 Rearcon HC

-0.3mm (a)

M10 HC

2mm (a)

3 - 20mm (b)

20 - 26mm (c)

> 26mm (on demand)

G12 HC

2mm (a)

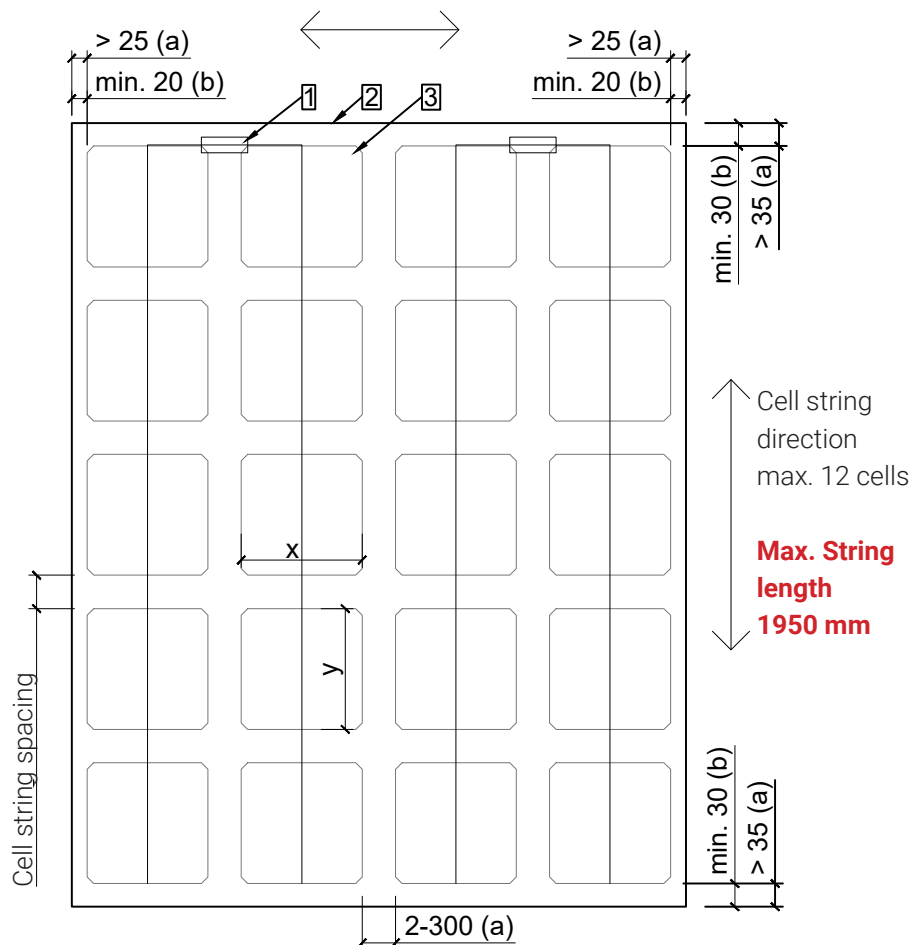
3 - 20mm (b)

20 - 26mm (c)

> 26mm (on demand)

One cell string pair per junction box (number of pairs not limited)

- 1 Junction box
- 2 Module outer edge
- 3 Cell



(a) Highest cost efficiency;

(b) Medium cost efficiency

(c) Low cost efficiency

*Note cell color:

Color deviations possible from cell to cell, especially with M6 Rearcon.

Color Cell Connector & Cross Connector:

totallyblack: cross connector black, cell connector black or barely visible

fullblack: cross connector silver, cell connector black

Box Position & Box Types

V23.08

- | | | |
|---|---------------------|-----------------------------|
| 1 | Cross contacts | (a) Highest cost efficiency |
| 2 | Module outer edge | (b) Medium cost efficiency |
| 3 | Exit cross contacts | (c) Low cost efficiency |
| 4 | Cell | |

The position of the boxes is determined by the position of the cross contacts.

Distance cross connectors

G1

- 10mm (a)
- 10-18mm (b)
- 19-30mm (c)
- > 30mm (auf Anfrage)

M10 HC

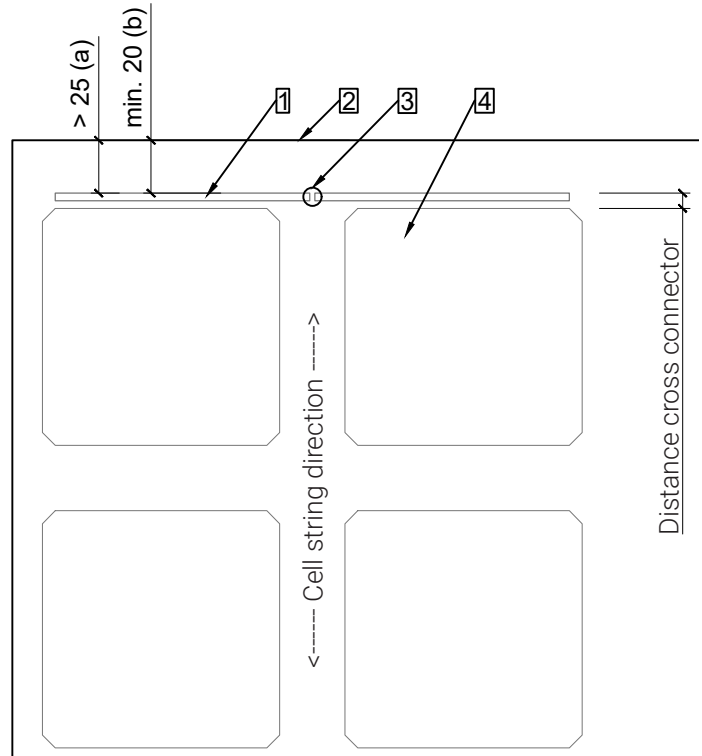
- 10mm (a)
- 10-18mm (b)
- > 18mm (auf Anfrage)

M6 Rearcon HC

- 10mm (a)

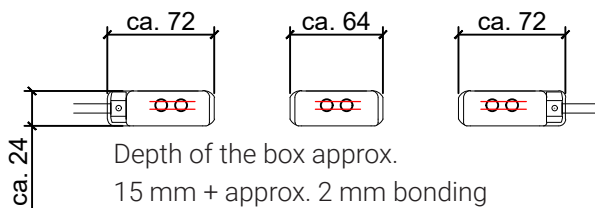
G12 HC

- 10mm (a)
- 10-18mm (b)
- > 18mm (auf Anfrage)

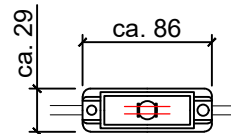


Standardly used junction boxes

Split-Box 1 (a)

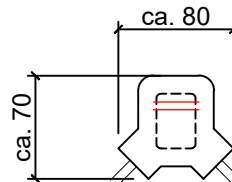


Central box with one diode 1 (a)



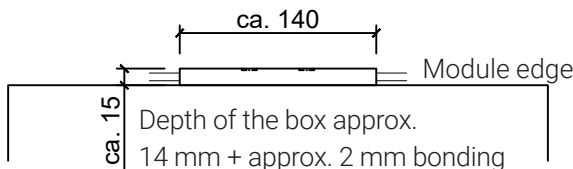
Depth of the box approx. 15 mm + approx. 2 mm bonding

Central box with one diode 2 (a)



Depth of the box approx. 18 mm + approx. 2 mm bonding

Edge junction boxes (c)



Edge junction boxes are only used after consultation and technical inspection. Instead of edge junction boxes, we recommend using the Split-Box 1. In most cases, the use of Split-Box 1 is possible.

If on-site substructure and box could be tangent to each other, sufficient space for the box should be planned. If a particular box is required, this must be clearly communicated and approved in writing.

Around the box it has silicone of additional approx. 2-4 mm in each case.