




Border solar modules for M300-60-b GG LEVEL

3337.0241 Swiss Premium M200-4x10-b GG LEVEL

Nominal power (P _{mpp})	200 Wp
Nominal voltage (U _{mpp})	21.6 V
Nominal current (I _{mpp})	9.26 A
Open circuit voltage (U _{oc})	25.9 V
Short circuit current (I _{sc})	9.61 A
Number of cells (matrix)	40 (4x 10)
Dimensions (LxWxH) ± 3.0 mm	780 x 1695 x 8 mm
Modular dimensions (LxW)	696 x 1700 mm
Weight	23.1 kg

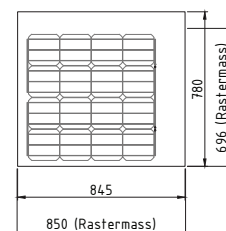
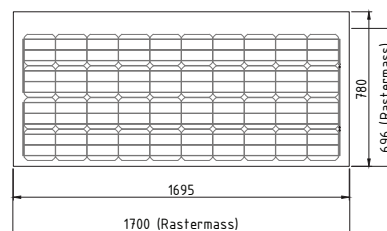
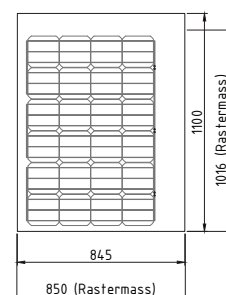
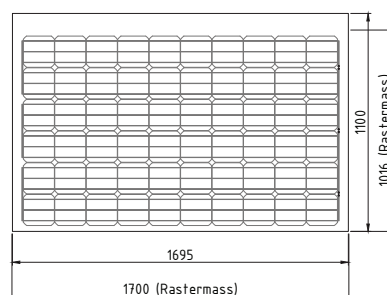


3337.0243 Swiss Premium M120-6x4-b GG LEVEL

Nominal power (P _{mpp})	120 Wp
Nominal voltage (U _{mpp})	13.0 V
Nominal current (I _{mpp})	9.26 A
Open circuit voltage (U _{oc})	15.6 V
Short circuit current (I _{sc})	9.61 A
Number of cells (matrix)	24 (6x 4)
Dimensions (LxWxH) ± 3.0 mm	1100 x 845 x 8 mm
Modular dimensions (LxW)	1016 x 850 mm
Weight	16.3 kg

3337.0245 Swiss Premium M80-4x4-b GG LEVEL

Nominal power (P _{mpp})	80 Wp
Nominal voltage (U _{mpp})	8.7 V
Nominal current (I _{mpp})	9.26 A
Open circuit voltage (U _{oc})	10.4 V
Short circuit current (I _{sc})	9.61 A
Number of cells (matrix)	16 (4x 4)
Dimensions (LxWxH) ± 3.0 mm	780 x 845 x 8 mm
Modular dimensions (LxW)	696 x 850 mm
Weight	11.5 kg



3337.0210 Special module LEVEL with cells

Customized production with electrically active solar cells
Shape and size differs from standard. Production according to customer requirement.

Product variants

Junction box on the left (viewed from above)

3337.0242 Swiss Premium M200-4x10-b GG LEVEL Jbox L

3337.0244 Swiss Premium M120-6x4-b GG LEVEL Jbox L

3337.0246 Swiss Premium M80-4x4-b GG LEVEL Jbox L

E-mail: info@megasol.ch
Hotline: +41 62 919 90 90
www.megasol.ch



Border modules are electrically compatible with the corresponding basic module (60 solar cells).
For technical reasons of production, despite utmost care, the surface properties and optical colour effect may vary from the basic module.

STC (Standard Test Conditions): irradiance 1000 W/m², cell temperature 25°C, AM 1.5
Measuring tolerances ± 3 % (P_{mpp}); ± 10 % (U_{mpp}, I_{mpp}, U_{oc}, I_{sc})



Note: The instructions in the installation manual must be strictly complied with. Further information about approved utilization of products can be found in the installation manual or can be requested from the technical service.

Megasol partner

Subject to errors and technical modifications.
© Megasol Energy Ltd | Version: 12/2017